




Adeno Ag

Capilia™ Adeno Neo

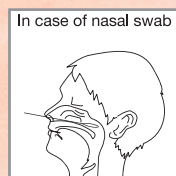


* The sample shows positive result.

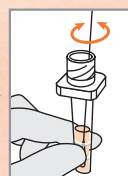
- **Rapid test for detecting Adenovirus antigen**
Permitting accurate results; simple and easy to use
- **Easy to read Black Line**
Adopting the latest nanotechnology, "Platinum-Gold Colloid"
- **Fast test results**
Reading time is 3-5 min.
- **Shared use of extraction buffer in Capilia series**
1 sample can be used for 4 types of tests (Flu, Adeno, hMPV, RSV) at once



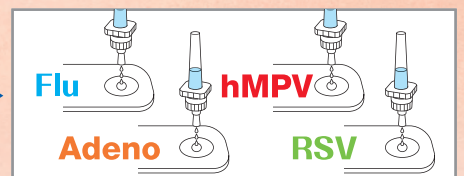
more reasonable process, less pain for patients



Collecting specimen



Preparing sample



1 sample can be used for up to 4 test plates!

Please follow package insert with each product about shared use of extraction buffer.

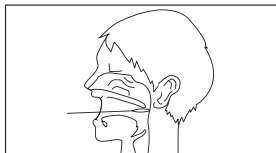


To detect Adenovirus antigens in pharyngeal swab, nasal swab, nasal aspirate or keratoconjunctivitis swab.

Test Procedure

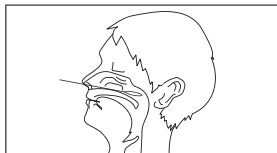
Method of specimen collection

Pharyngeal swab



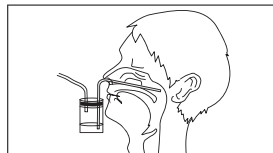
Collect specimen with a pharyngeal swab.

Nasal swab



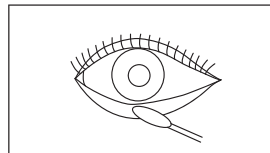
Collect specimen with a nasal swab.

Nasal aspirate



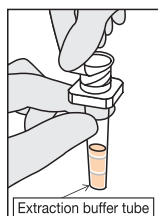
Soak a swab.

Keratoconjunctivitis swab

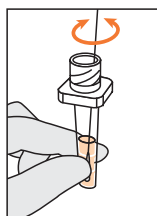


Collect specimen with a pharyngeal swab.

Sample preparation

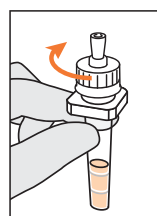


Remove the aluminum sealing cap from the extraction buffer tube, while taking care not to spill the liquid.



Soak the swab that collected the specimen in the extraction buffer, and stir well. Then, pinch the tip of the swab firmly with the soft wall of the extraction buffer tube with your fingers and squeeze out the swab. Use this squeezed-out liquid as the sample.

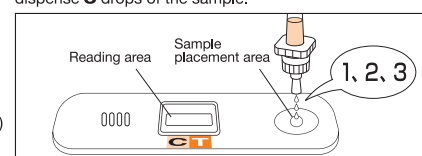
When using a nasal aspirate specimen diluted twofold with physiological saline, add 200 µL of the specimen to the extraction buffer in the tube, and mix well. Use this mixture as the sample.



Firmly attach the nozzle (with a filter) provided in the kit to the top of the extraction buffer tube.

Sample application

Hold the middle of the tube with the fingers and dispense 3 drops of the sample.



3-5 min

5 min

Reading the result



Positive



Negative

Reference Data

Clinical data

The result of the clinical performance evaluation in Japan (Comparison with control products)

Kind of samples	Sensitivity (%)	Specificity (%)	Accuracy (%)	Total number
Pharyngeal swab	100 (56/56)	99.2 (125/126)	99.5 (181/182)	182

The result of the clinical performance evaluation in Japan (Comparison with RCR)

Kind of samples	Sensitivity (%)	Specificity (%)	Accuracy (%)	Total number
Nasal swab	96.5 (55/57)	98.2 (56/57)	97.4 (111/114)	114
Nasal aspirate	98.1 (52/53)	98.3 (58/59)	98.2 (110/112)	112
Keratoconjunctivitis swab	91.2 (62/68)	98.4 (127/129)	95.9 (189/197)	197

Product Summary

- **REF** CAAD0370 (20 Tests)
Kit contents: Test Plate × 20, Extraction Buffer 0.7 mL × 20, Nozzle × 20
- **REF** CAAD0371 Test Plate (10 Tests)
Kit content: Test Plate × 10

- Validity: 27 months
- Storage: Store at 2-30°C
- Reading time: 3-5 minutes